


Islands Trust

STATEMENT OF FINANCIAL INFORMATION APPROVAL

The undersigned represents the Trust Council of the Islands Trust and approves all the statements and schedules included in this Statement of Financial Information, produced under the *Financial Information Act*.

A handwritten signature in black ink, appearing to read 'SM', is written over a horizontal line.

Sheila Malcolmson
Chair of the Executive Committee, Trust Council



Islands Trust

The Financial Statements contained in this Statement of Financial Information under the Financial Information Act have been prepared by management in accordance with generally accepted accounting principles or stated accounting principles, and the integrity and objectivity of these statements are management's responsibility. Management is also responsible for all the statements and schedules, and for ensuring that this information is consistent, where appropriate, with the information contained in the financial statements.

Management is also responsible for implementing and maintaining a system of internal controls to provide reasonable assurance that reliable financial information is produced.


The Trust Council is responsible for ensuring that management fulfils its responsibilities for financial reporting and internal control and exercises this responsibility through the Audit Committee of Trust Council. The Audit Committee meets with management and the external auditors two times a year.

The external auditors, KPMG, conduct an independent examination, in accordance with generally accepted auditing standards, and express their opinion on the financial statements. Their examination does not relate to the other schedules and statements required by the Act. Their examination includes a review and evaluation of the corporation's system of internal control and appropriate tests and procedures to provide reasonable assurance that the financial statements are presented fairly. The external auditors have full and free access to the Audit Committee of Trust Council and meet with it on a regular basis.

On behalf of *Islands Trust*

A handwritten signature in cursive script, appearing to read 'C. Shelest', is written in black ink.

Cindy Shelest
Director, Administrative Services



Islands Trust

SCHEDULE OF GUARANTEE AND INDEMNITY AGREEMENTS

Islands Trust has not given any guarantees or indemnities under the Guarantees and Indemnity Regulation

STATEMENT OF SEVERANCE AGREEMENTS

There were no severance agreements made between Islands Trust and its non-unionized employees during fiscal year 2012/2013.

Prepared under the Financial Information Regulation, Schedule 1, Subsection 6 (7)


A handwritten signature in cursive script, appearing to read 'C Shelest', is written above a horizontal line.

Cindy Shelest
Director, Administrative Services

SCHEDULE OF REMUNERATION & EXPENSES

APRIL 1, 2012 - MARCH 31, 2013

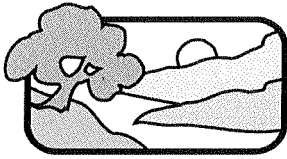
Page 1



Islands Trust

LAST NAME	FIRST NAME	POSITION	REMUNERATION including taxable benefits	TOTAL EXPENSES
CURRENT TERM TRUSTEES 2011 TO 2014				
Allen	Alexander	Trustee	\$11,612.46	\$1,909.36
Atha	Dereck	TFB	\$750.00	\$340.30
Brent	Paul	Trustee	\$10,076.46	\$1,881.04
Busheikin	Laura	Trustee	\$11,376.54	\$1,132.89
Crumblehulme	Brian	Trustee	\$12,153.96	\$0.00
Decario	Louise	Trustee	\$12,322.50	\$2,047.92
Dodds	Jeanine	Trustee	\$12,392.46	\$1,550.67
Duntz	Wolfgang	Trustee	\$3,200.04	\$793.85
French	Sue	Trustee	\$10,290.54	\$1,310.19
Glover	Julia	TFB	\$900.00	\$1,619.48
Graham	David	Trustee/Vice Chair	\$42,093.96	\$9,685.76
Grams	George	Trustee	\$29,699.46	\$4,145.68
Grant	Robert	TFB	\$900.00	\$1,892.97
Grove	Peter	Trustee	\$29,699.46	\$2,188.49
Hagedorn	Jan	Trustee	\$11,258.46	\$3,790.91
Hancock	Ken	Trustee/Vice Chair	\$45,619.92	\$12,478.21
Janszen	Pamela	Trustee	\$10,076.46	\$767.27
Johnston	Peter	Trustee	\$9,891.54	\$807.99
Jones	Michael	Trustee	\$9,541.50	\$1,840.69
Law	Tony	Trustee/TFB Chair	\$13,362.46	\$5,009.93
Luckham	Peter	Trustee/TFB/Vice Chair	\$40,984.80	\$7,892.92
Malcolmson	Sheila	Trustee/Council Chair	\$58,070.04	\$11,242.45
Montague	Elizabeth	Trustee	\$9,541.50	\$1,363.90
Morrison	Susan	Trustee/TFB	\$10,386.00	\$6,484.76
Pottle	Sandy	Trustee	\$11,916.96	\$766.73
Rudischer	Gisele	Trustee	\$18,615.00	\$1,607.15
Stamford	Kate-Louise	Trustee	\$11,403.96	\$2,959.60
Steeves	Gary	Trustee	\$14,351.46	\$2,601.04
Stone	Andrew	Trustee	\$3,200.04	\$1,930.23
TOTAL 2012/13			\$465,687.94	\$92,042.38
TOTAL 2011/12			\$370,238.71	\$92,101.14

Note: Trustee expenses are paid in accordance with Islands Trust expenditure policies and provincial government travel guidelines. The amount of expenses incurred reflects the number of activities a Trustee is involved in (eg: Executive Committee Member, Executive Chairs of Local Trust Committee, Committee involvement such as Financial Planning Committee, Local Planning Committee and Trust Programs Committee) and the distance traveled to attend Islands Trust activities. Remuneration is higher this year due to an increase in the remuneration rates in January, 2012. The previous fiscal year contained 3 months (Jan to Mar) of the increased remuneration and taxable benefit rates. This fiscal year contains a full year of the increased remuneration rates and taxable benefits. Expenses are higher this year due to variation in year to year travel and inclusion of registration fees and travel expenses for courses and conferences that were not included in previous fiscal years calculations.



Islands Trust

SCHEDULE OF PAYMENTS TO SUPPLIERS

APRIL 1, 2012 TO MARCH 31, 2013

FIR, Schedule 1, section 7


1. SUPPLIERS OVER \$25,000	Aggregate amount paid to Supplier
AON REED STENHOUSE	\$93,984.00
BC HYDRO CAD	\$53,815.92
BLACKMAN SUPPORT SERVICES	\$56,978.01
COLLIERS MACAULEY NICOLLS	\$272,858.12
DRIFTWOOD PUBLISHING	\$28,651.03
ESCRIBE PAPERLESS SOLUTIONS	\$34,169.70
GRAND & TOY	\$25,121.76
KPMG	\$32,334.40
MADRONE ENVIRONMENTAL SERVICES	\$63,324.75
MEADOWLAKE VILLAGE DEVELOPMENT	\$44,478.00
MINISTER OF FINANCE - Employee Benefits	\$628,729.56
MURDOCH DE GREEF	\$34,864.00
PACIFIC BLUE CROSS	\$48,167.82
RECEIVER GENERAL - Trustee Remunerations	\$84,669.42
SHAW BUSINESS SOLUTIONS	\$35,885.29
TELUS	\$48,075.88
TELUS MOBILITY	\$26,920.19
THINK COMMUNICATIONS	\$36,985.17
YOUNG ANDERSON	\$354,582.02
Total Aggregate Amount Paid to Suppliers over \$25,000	\$2,004,595.04

2. Total Consolidated Payments of \$25,000 or less	\$237,194.66
---	---------------------

Total Expenditures for Goods & Services	\$ 2,241,790
---	---------------------

4. RECONCILIATION

Total Expenditures by Object per Financial Statements	\$ 6,347,261
Less: Amortization	\$ (70,187)
salaries and benefits	\$ (3,757,191)
expenses paid to or on behalf of employees this fiscal year	\$ (186,051)
expenses paid to or on behalf of trustees this fiscal year	\$ (92,042)
Net expenditures to Suppliers	\$ 2,241,790



Islands Trust

2. SCHEDULE OF REMUNERATION & EXPENSES FOR EMPLOYEES

APRIL 1, 2012 TO MARCH 31, 2013

Employees whose remuneration exceeds \$75,000	POSITION	REMUNERATION including taxable benefits	EXPENSES
Adams, Linda	Chief Administrative Officer	\$139,335.56	\$8,824.83
Gordon, Lisa	Director of Trust Area Services	\$95,284.80	\$5,695.98
Hartley, Leah	Regional Planning Manager	\$90,292.01	\$5,385.95
Kojima, Robert	Regional Planning Manager	\$87,110.45	\$3,207.30
Marlor, David	Director of Local Planning Services	\$99,431.54	\$7,886.32
Pickard, Andrea	Island Planner	\$76,009.02	\$3,556.40
Richardson, Gary	Island Planner	\$75,086.86	\$4,824.25
Shelest, Cindy	Director of Administrative Services	\$98,385.89	\$3,107.33
Simpson, Courtney	Regional Planning Manager	\$76,474.14	\$7,607.89
Thiel, Carmen	Legislative Services Manager	\$86,479.90	\$2,496.56
Zupanec, Sonja	Island Planner	\$75,297.99	\$5,933.64
TOTAL		\$999,188.16	\$58,526.45
All Other Employees		\$2,129,273.28	\$127,524.47
TOTAL		\$3,128,461.44	\$186,050.92

3. RECONCILIATION

Total Remuneration - Elected Officials	\$465,688
Reconciling Items - non-remuneration Council Services	\$512,635
Subtotal	\$978,323
Total per Statement of Revenue & Expenditure- Council Services (Statement B)	\$978,323
Variance	\$0

Total Remuneration - Employees	\$3,128,461
Plus benefits	\$628,730
Subtotal	\$3,757,191
Total per Statement of Revenue & Expenditure - Salaries & Benefits	\$3,757,191
Unreconciled Variance	\$0.00